□□□□□03-3 □□□□

□□□□□□□□□□□RNA□□□□□□□□PCSK9□□□□□□□□LDL-C□□□□□□□□□□

□□□□□□□□□□

□□□□□PCSK9□□□□□□□□□□□□□LDL-C□□□□□□□□□□□□□LDL□□□□□□□□□□siRNA□□□□□

VIDEO

Image

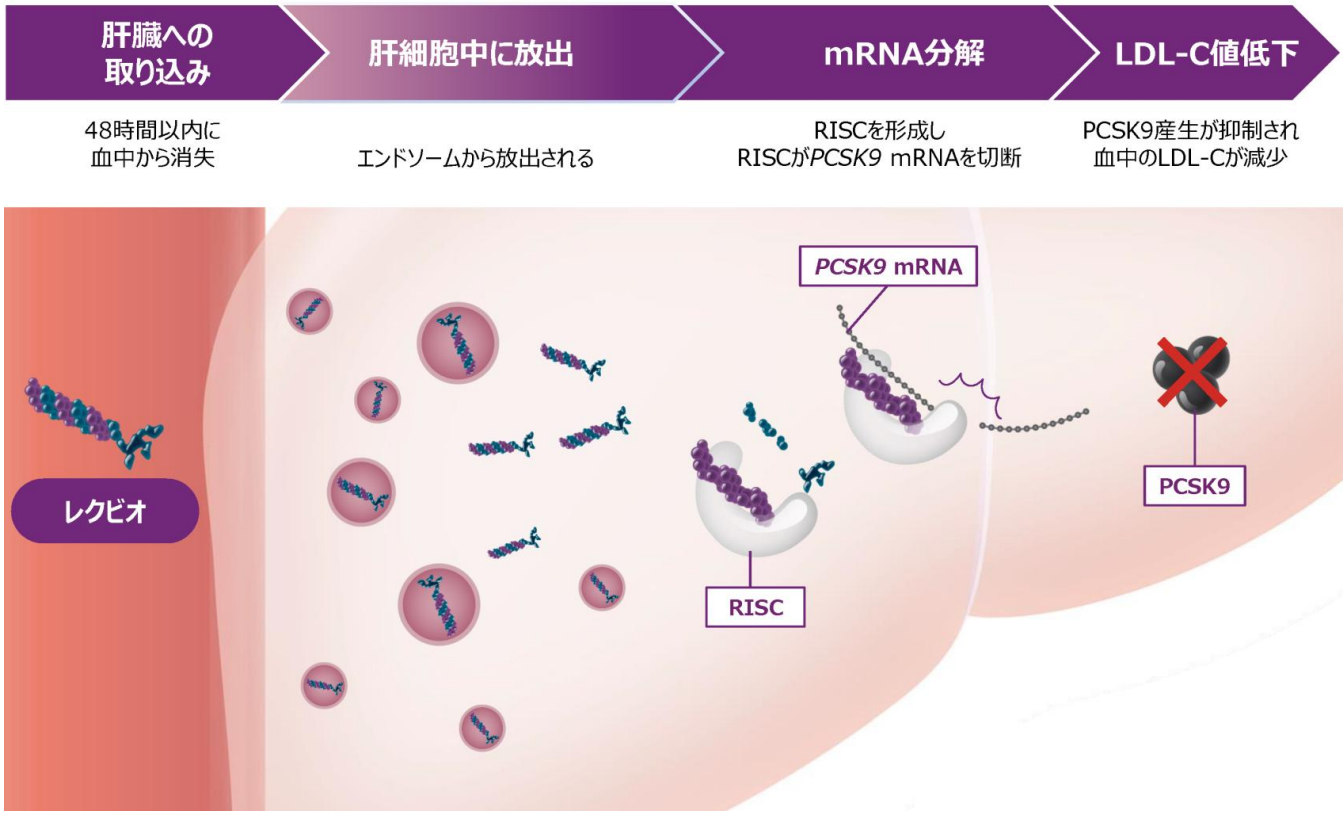

mRNA□□□□□□□□□□□□□
RISC□RNA□□□□□□□□□□□□□

□□□□□□□□□□□□□□CTD2.6.2-2.2□□20230056□

PCSK9□□□LDL-C□□□□□□□□□□□□

Image

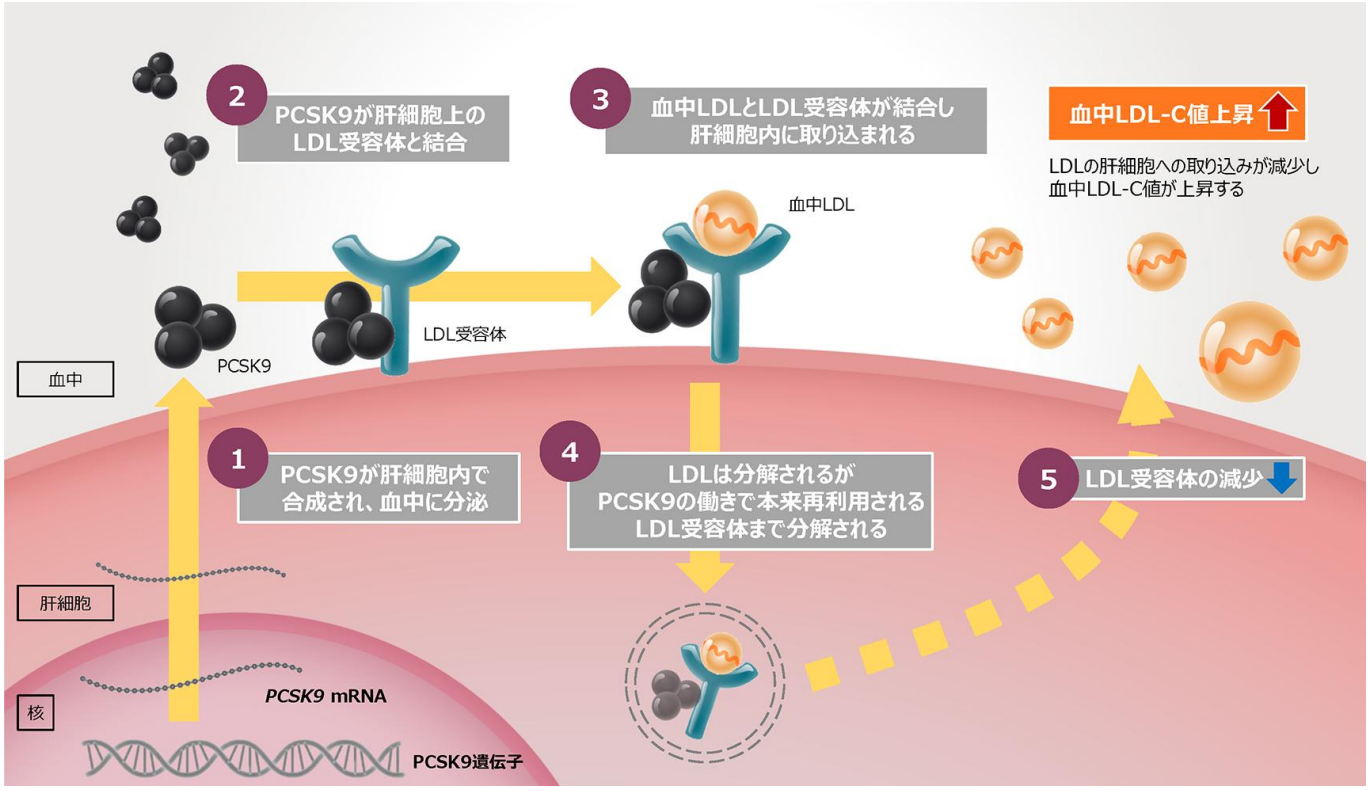

mRNA□□□□□□□□□□□□

Goldstein JL, et al. Cell 2015; 161□1□: 161-172.
Leqvio, Core Data Sheet. Novartis Pharma AG; 2020.
Wiciński M, et al. EPMA J 2017; 8□4□: 391-402.
Mach F, et al. Eur Heart J 2020; 41□1□: 111-188.
Khvorova A. N Engl J Med 2017; 376□1□: 4-7.

LDL-C□□□□□□□□□□□□□□□□□□□□

Image

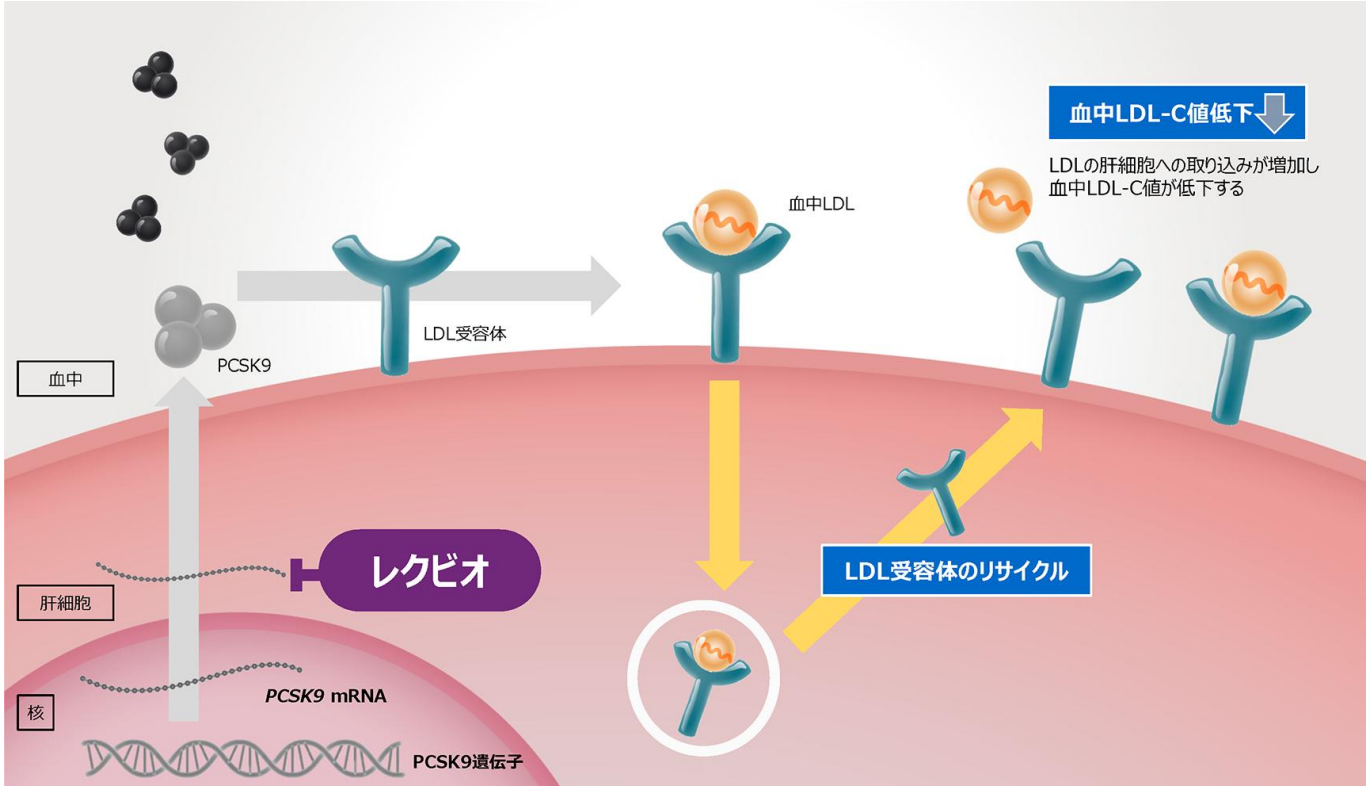

mRNA□□□□□□□□□□□□□

Goldstein JL, et al. Cell 2015; 161□1□: 161-172.
Leqvio, Core Data Sheet. Novartis Pharma AG; 2020.
Wiciński M, et al. EPMA J 2017; 8□4□: 391-402.
Mach F, et al. Eur Heart J 2020; 41□1□: 111-188.
Khvorova A. N Engl J Med 2017; 376□1□: 4-7.

Source URL: *https://www.loadtest.pro.novartis.com/products/leqvio/about/moa*